

UN-SWAP

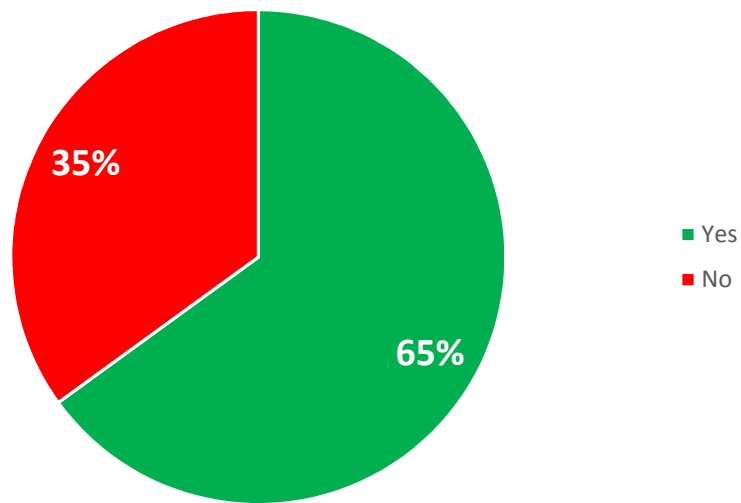
Evaluation Performance Indicator

2015 Reporting Cycle

Sabrina Evangelista, Evaluation Specialist, UN Women

46 Entities reported the UN-SWAP EPI was applicable in 2015

Use of UNEG Scorecard



10 (22%)

Entities had an external review

External companies:
IFAD, ILO, UNDP, UNICEF, UN
Women, UNEP and WFP

Peer Learning Exchange:
DPI, OHCHR, UNEP, UNESCO

Figure 1. Number of entities per total in reporting category by UNEG scorecard usage (N=47)

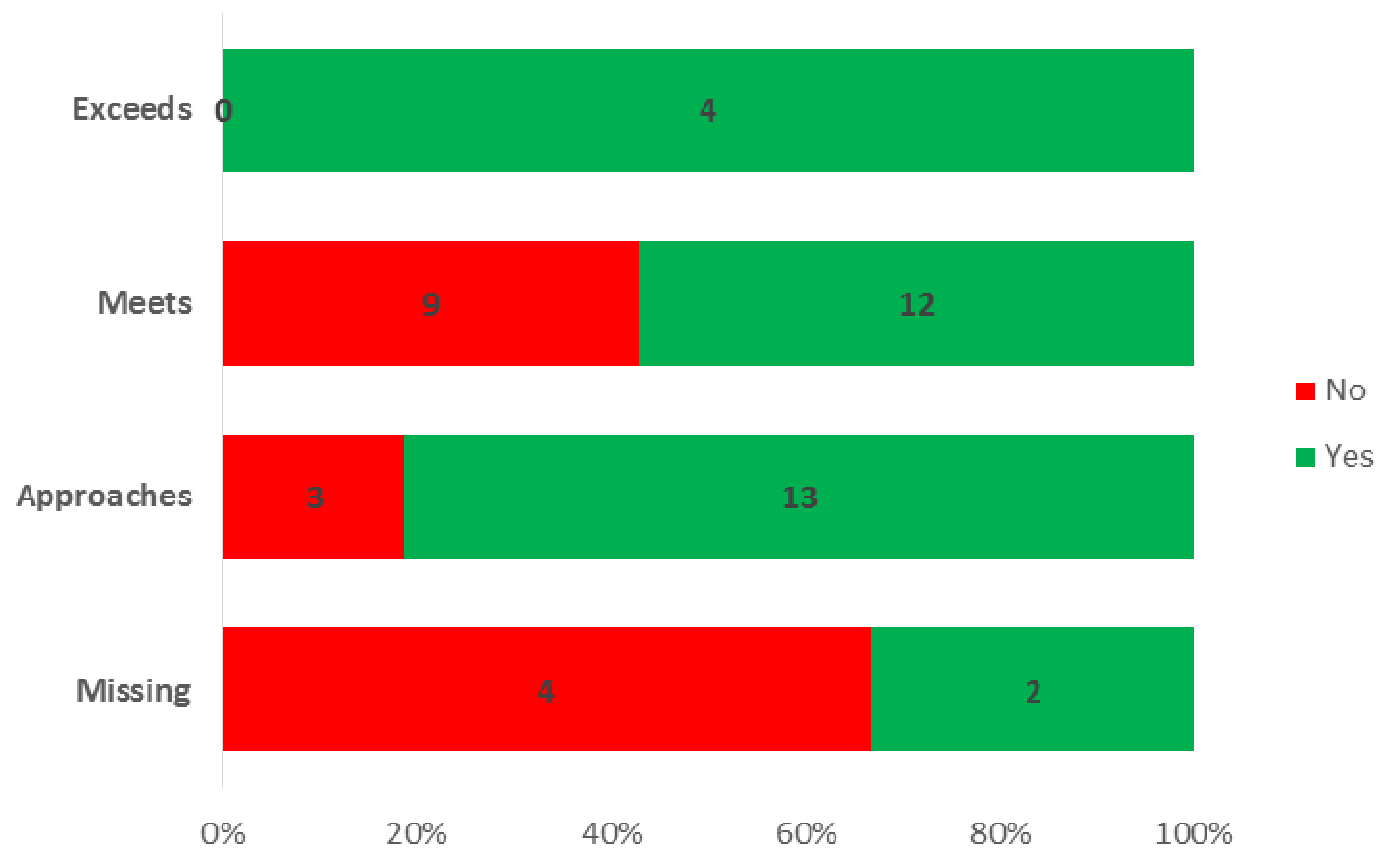


Figure 2. Number of entities per reporting category and type of review (N = 31)



Out of the 31 entities that used the UNEG scorecard, those with internal reviews were about 4 times more likely than those with an external perspective to score exceeds or meeting requirements.

Table 1. Disaggregated results for UN entities using the UNEG Scorecard (N=31)

# Reports →	1-2 Reports	3-5 Reports	6-10 Reports	11-15 Reports	21 or more reports
Rating ↓					
Exceeds	UNRWA	OHCHR [^]	OIOS ESCWA		
Meets	DSS OCHA UNCDF	ESCAP ITC WHO WIPO	ECLAC	UNFPA ^{**}	FAO IFAD ^{**} WFP ^{**}
Approaches	DPI [^]	UN Habitat UNV	GEF ¹ IOM UNCTAD	UNESCO [^] UNODC UNOV	UNDP ^{**} ILO ^{**} UN Women ^{**} UNICEF ^{**}
Missing	ECE				UNEP ^{^**}

[^]Participated in PLE

^{**}External Review

¹GEF is included in this table and section, but not in the overall aggregate figures reported in the report, as they are not an official reporting entity to the UN-SWAP in 2015

Figure 3. Average score by criteria and type of review

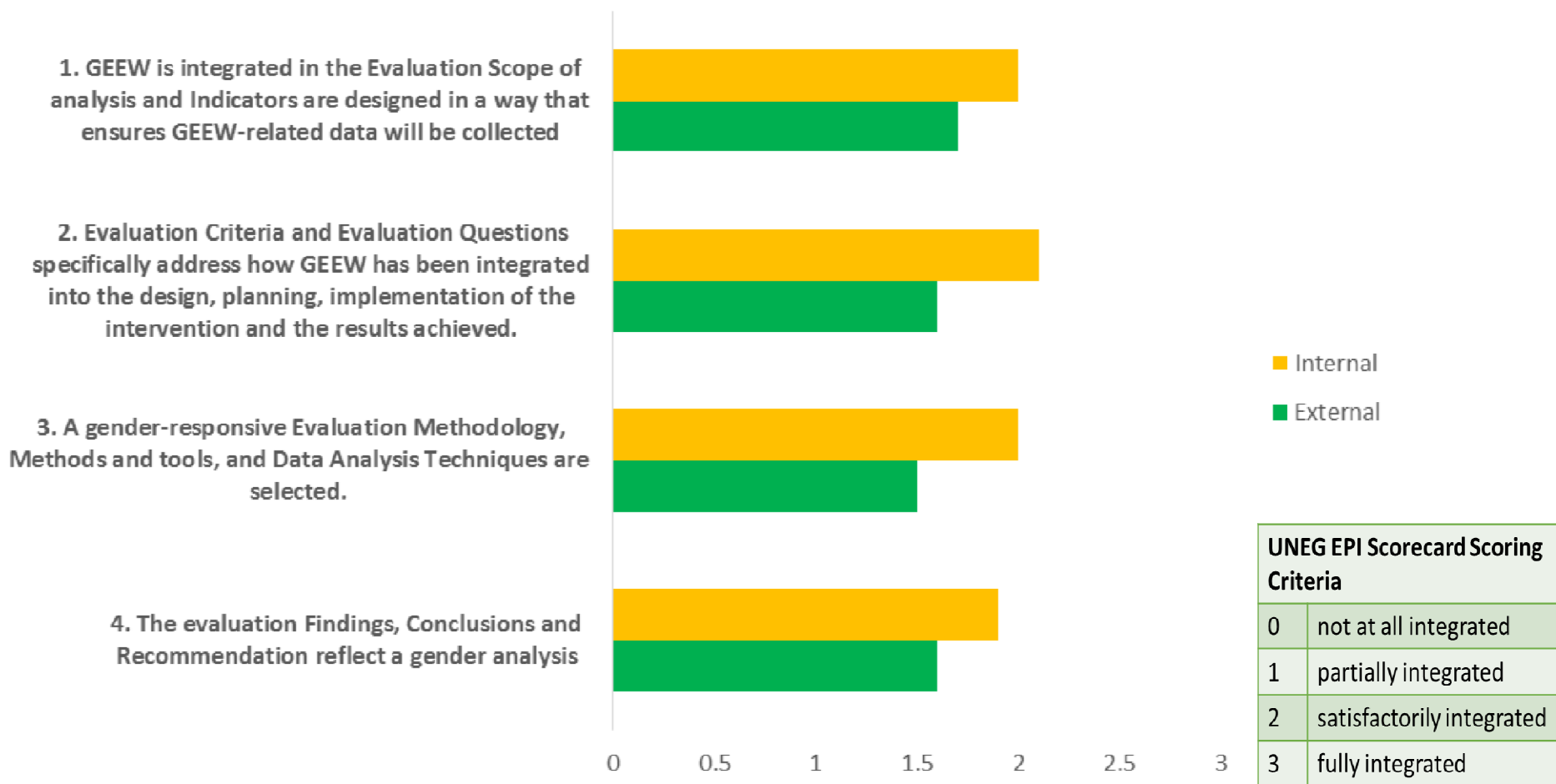


Figure 4. Aggregate Evaluation Performance Indicator Rating, 2015 Reporting Cycle (N=46)

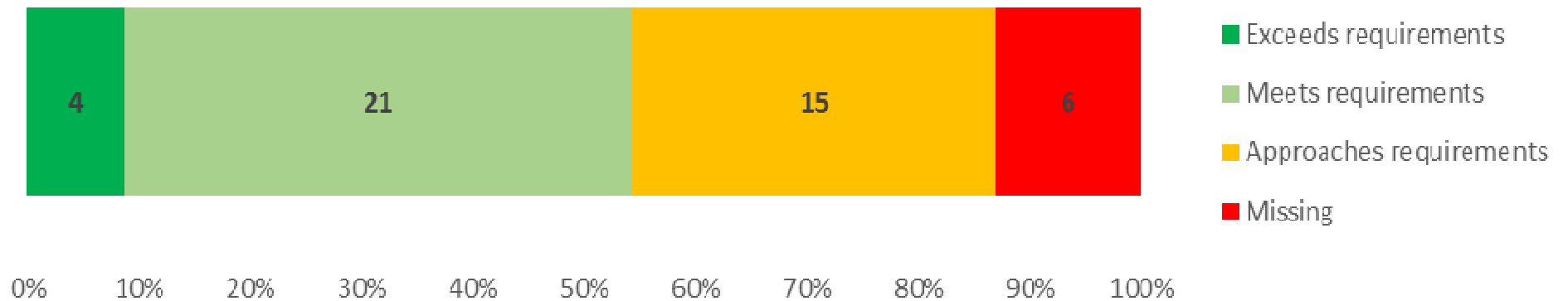
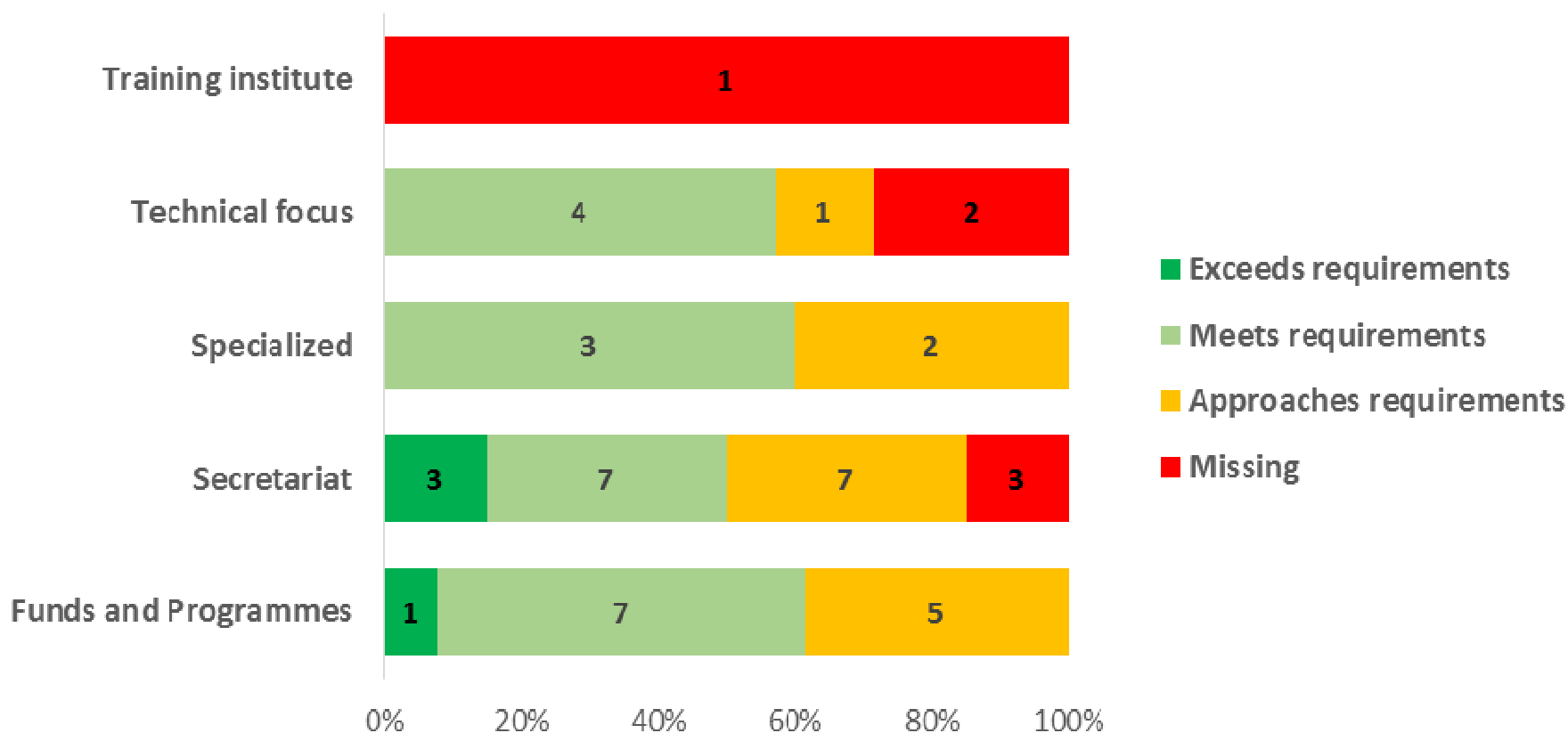


Figure 5. Rating by type of entity (for both entities that did/not use UNEG Scorecard)



Projections show that 100% compliance with the evaluation indicator will not be met until 2033